

Early history of the
DEMING CONFERENCE

begins at the post war

PRINCETON
APPLIED STATISTICS
CONFERENCE

December 1945

1945

- 21 Jan Franklin D. Roosevelt begins his fourth term as President
- 12 Apr Franklin D Roosevelt dies
Harry S. Truman becomes President
- 8 May Germany surrenders
- 2 Sept Japan surrenders
- 4 Dec First Applied Statistics Conference
at Princeton University

Conference Originator S. S. Wilks



Samuel Stanley Wilks 1906 - 1964

S. S. Wilks: WWII

1943-1944

National Defense Research Committee
Applied Mathematics Panel

Organizer of the WWII
Statistical Techniques Research Group
Princeton University & Columbia University

1945

War Production Board
1st Applied Statistics Conference
Princeton University

S. S. Wilks

Quality Control and Applied Statistics

Frequent meetings with Walter Shewhart at Bell Labs

< Tolerance intervals >

Wilks, S. S. (1941) "Determination of Sample Sizes for
Setting Tolerance Limits"
Annals of Math Stat **12**, 1, 91-96.

Walter A. Shewhart and S. S. Wilks

Founding editors

John Wiley "Statistics Series"

1946

Princeton Applied Statistics seminar
becomes an annual event

A S Q C established

1947

Statistical Techniques Research Group
(**STRG**)

Re-established at Princeton

1949

Shewhart Medal established

First Ott Quality Conference: Rutgers

1950

Deming goes to Japan

1951

First Gordon Conference on
Statistics in Chemistry

1951

RESPONSE SURFACE METHODOLOGY

**“On the Experimental Attainment
of Optimum Conditions”**

Journal of the Royal Statistical Society, Series B, 13, 1-45

1951

Box, G. E. P. and Wilson, K. B.



1953

George E. P. Box

**Visiting Professor
Institute of Statistics, N C State**



GEORGE BOX



1953

Stu Hunter

Institute of Statistics, N C State



J. Stuart Hunter

1954

Metropolitan Section ASQC

1st Annual Conference

***(Princeton Applied Statistics
Conference)***

SPES Section of ASA Established

1955

1st Army

Design of Experiments Conference

3 days, 28 papers, 230 registrants

1956

Chemical Division ASQC Established

1956

Statistical Techniques Research Group, Princeton

Co-directors; G. E. P. Box and J. W. Tukey

G. E. P. Box

J. W. Tukey

H. L. Lucas

J. S. Hunter

Norman Draper

Donald Behnken

Henry Scheffe

Other Members

Martin Beale

Gwilym Jenkins

Mervin Muller

Roger Pinkham

1956 to 1969

**Princeton Conference on Applied Statistics
(allied to ASQC and ASA)**

Chair: Stu Hunter

1957

Applied Statistics, 6, 2, 2-23

EVOLUTIONARY OPERATION:*
A METHOD FOR INCREASING INDUSTRIAL PRODUCTIVITY

GEORGE E. P. BOX†

*Imperial Chemical Industries Limited
Dyestuffs Division Headquarters, Manchester*

TECHNOMETRICS

TECHNOMETRICS

*A Journal of Statistics
for the Physical, Chemical
and Engineering Sciences*

FEBRUARY 1959

VOLUME 1 NUMBER 1

Published quarterly by:

*The American Society for Quality Control
and The American Statistical Association*

1959

1961

Statistical Techniques Research Group
Section of Mathematical Statistics
Department of Mathematics
Princeton University, Princeton, N.J.

Technical Report No. 45
November 1961

SOME INCIDENTS IN THE EARLY HISTORY OF BIOMETRY AND STATISTICS, 1890 - 94

by

E. S. Pearson

1962

18th Princeton Conference
Metropolitan Section ASQC

December 6 -7

Conference Committee

J. S. Hunter Chr.
A. Bloomberg
E. Spector
L. Pasteelnick

“The Princeton Conference

has been a traditional meeting place for
practitioners of statistical methods
and those concerned with
their theoretical development.”

FEES

Registration, Luncheon, Beer and Cider Party: \$6.00

Registration only: \$1.50

Some Comments on Cumulative Sums

Acheson Duncan

Some Biased Observations on
Industrial Statistics

Cuthbert Daniel

Outliers

Frank Anscombe

Sequential Estimation of
Quantal Response Curves

Barrie Wetherill

1967

**Fred Mosteller: President ASA
Wilford Dixon: Chair Biometrics Section ASA
ASA Board of Directors establishes the**

Bio-Pharmaceutical Sub- Section

Joseph Dresner: Sub-section chair 1968-69

**Charles Dunnett: 1970, David Bray 1971,
Joseph Ciminera 1972**

1970

Biopharmaceutical Section ASA

Metropolitan Section ASQ

Become responsible for the conference

Walter Young: Chair




W. J. Youden
1900 - 1986



C. Daniel
1904 - 1997



W. Edwards Deming 1950



Frank Wilcoxon 1954




H. Scheffé (1907–1977)

H. Scheffe (1907 -1977)



L. H. C. Tippett (1902 - 1985)




John W. Tukey



Francis J. Anscombe



Churchill Eisenhart



Egon S. Pearson




George Barnard 1915- 2002



Ralph Bradley 1923 -




Irving Burr 1908 - 1989



Charles Dunnett 1921-2007




Shanti Gupta 1925-2001



H. O. Hartley 1912 - 1980



William Mendenhall 1925 - 2009



Edward Tufte 1942 -



Norman Draper



Harry Smith



Jack Whitwell



WILLIAM G. HUNTER
1937-1986

For Today's Graduate, Just One Word: Statistics

By STEVE LOHR

MOUNTAIN VIEW, Calif. — At Harvard, Carrie Grimes majored in anthropology and archaeology and ventured to places like Honduras, where she studied Mayan settlement patterns by mapping where artifacts were found. But she was drawn to what she calls "all the computer and math stuff" that was part of the job.

"People think of field archaeology as Indiana Jones, but much of what you really do is data analysis," she said.

Now Ms. Grimes does a different kind of digging. She works at Google, where she uses statistical analysis of mounds of data to come up with ways to improve its search engine.

Ms. Grimes is an Internet-age statistician, one of many who are changing the image of the profession as a place for dronish number nerds. They are finding themselves increasingly in demand — and even cool.



DANIEL ROSENBAUM FOR THE NEW YORK TIMES

A question: would 9 out of 10 statisticians wear this shirt?

"I keep saying that the sexy job in the next 10 years will be statisticians," said Hal Varian, chief economist at Google. "And I'm not kidding."

The rising stature of statisticians, who can earn \$125,000 at top companies in their first year after getting a doctorate, is a by-product of the recent explosion of

digital data. In field after field, computing and the Web are creating new realms of data to explore — sensor signals, surveillance tapes, social network chatter, public records and more. And the digital data surge only promises to accelerate, rising fivefold by 2012, according to a projection by IDC, a research firm.

Yet data is merely the raw material of knowledge. "We're rapidly entering a world where everything can be monitored and measured," said Erik Brynjolfs-son, an economist and director of the Massachusetts Institute of Technology's Center for Digital Business. "But the big problem is going to be the ability of humans to use, analyze and make sense of the data."

The new breed of statisticians tackle that problem. They use powerful computers and sophisticated mathematical models to hunt for meaningful patterns and insights in vast troves of data.

Continued on Page A3

Front
page
6 Aug
'09

RESPONSE SURFACE METHODOLOGY

**“On the Experimental Attainment
of Optimum Conditions”**

Journal of the Royal Statistical Society, Series B, 13, 1-45

1951

Box, G. E. P. and Wilson, K. B.

STATISTICAL METHOD

FROM THE VIEWPOINT OF
QUALITY CONTROL

by

WALTER A. SHEWHART, Ph.D.

*Member of the Technical Staff
Bell Telephone Laboratories
New York*

with the editorial assistance of

W. EDWARDS DEMING, Ph.D.

*Senior Mathematician
The Department of Agriculture
Washington*

THE GRADUATE SCHOOL
THE DEPARTMENT OF AGRICULTURE
WASHINGTON

1939



- [SHEWHART, Walter Andrew](#) 1891-1967




George Barnard 1915- 2002



Ralph Bradley 1923 -




Irving Burr 1908 - 1989



Charles Dunnett 1921-2007



Shanti Gupta 1925-2001



H. O. Hartley 1912 - 1980